

# Crime Statistics Report

## November 2018



*Depending upon the final report, the original call for service type may result in a different reported offense. Consequently there may be minor discrepancies in these numbers. Contact the Police Department (Sgt. Carmona, 658-5353) with any questions concerning specific details.*



# Calls

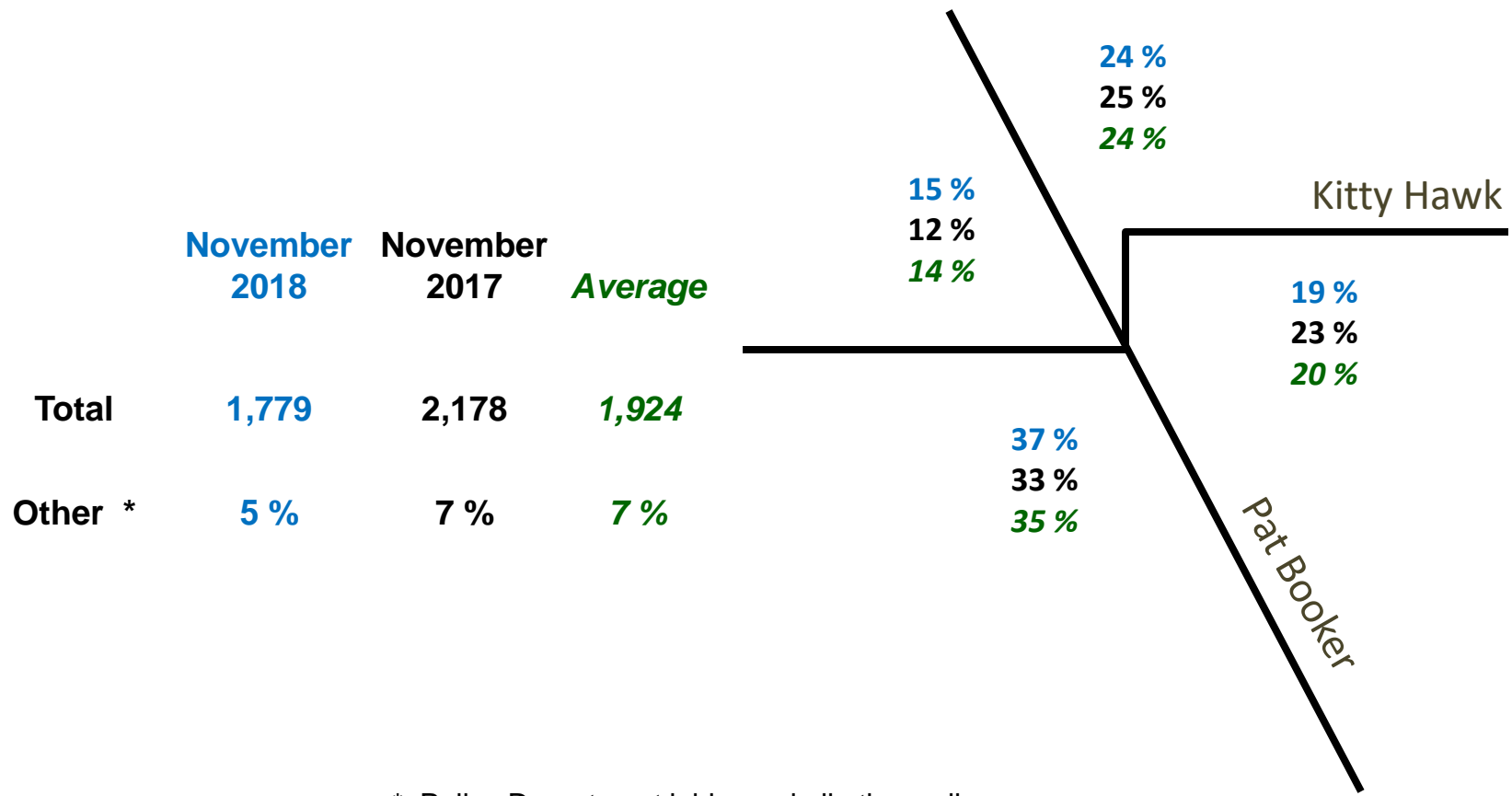
These include all calls into the police station.

	November 2018	November 2017	<i>Average *</i>
Primary	865	909	850
Back-Up	791	659	713
No Dispatch	6,930	5,101	5,487
<b>Total</b>	<b>8,586</b>	<b>6,669</b>	<b>7,049</b>

\* Unless otherwise noted, all averages in this report are running averages from the previous 12 months.

# Dispatches

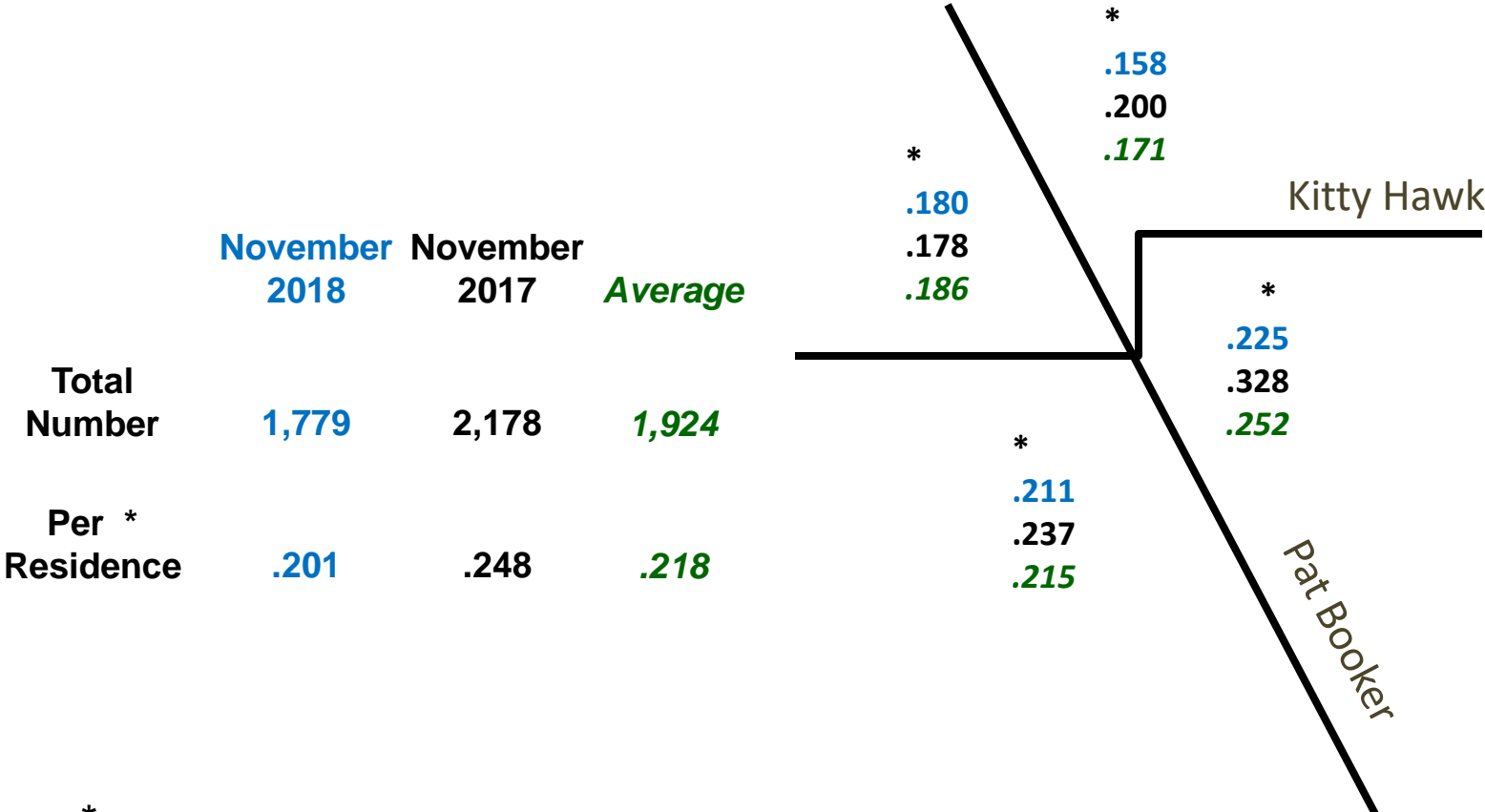
% by District



\* Police Department lobby and all other calls

# Dispatches

# per Residence



\* Number of dispatches divided by number of residences (homes and apartment units) .

# Most Frequent Call Types

These include only calls for which an officer is dispatched.

	November 2018	November 2017	12-Month Average	12 Mo. Rank
Traffic	61	76	66	1
Shoplifting / Theft	32	25	24	2
Disturbance – Verbal	28	24	19	3
Assault - Simple	12	4	7	9
Hit and Run	10	9	10	4
Welfare Concern	9	9	8	8
Information / Suspicious Activity	9	9	8	6
Attempted / Burglary – Vehicle	9	13	7	9
Accident – Major / Minor	7	9	7	9
Disturbance / Family Violence	7	9	5	14
.....				
<b>Total</b>	<b>258</b>	<b>304</b>	<b>264</b>	

# Violent Crimes

	November 2018	November 2017	<i>Average</i>
Murder	0	0	0
Rape	1	1	1
Robbery	1	3	2
Aggravated Assault	3	3	2
<b>Total</b>	<b>5</b>	<b>7</b>	<b>4</b>

# Property Crimes

	<b>November 2018</b>	<b>November 2017</b>	<i><b>Average</b></i>
Burglary	13	9	10
Theft	41	40	32
Auto Theft	2	2	3
Arson	0	0	0
<b>Total</b>	<b>56</b>	<b>51</b>	<b>45</b>

## Other Cases

	<b>November 2018</b>	<b>November 2017</b>	<b><i>Average</i></b>
Accident	7	9	6
Disturbance	33	32	25
Criminal Mischief	4	16	8
Other Assault	12	11	12
Traffic Arrest	49	59	48
Other	92	119	117
<b>Total</b>	<b>197</b>	<b>246</b>	<b>216</b>



## Included Area Statistics

	<b>November 2018</b>	<b>November 2017</b>	<b><i>Average</i></b>
Family Violence	31	18	20
Gang Involved	0	0	0
Drug Involved	9	11	8
Firearm Involved	3	5	4
Intoxicated Persons	19	17	22
DWI Involved	16	14	17
Warrants Arrests	43	68	49
Incidents with Arrest	89	97	84

# Most Frequently Reported Offenses

These results often vary from the original call types.

	November 2018	November 2017	12-Month Average	12 Mo. Rank
Theft of Property	32	24	26	2
Warrant: Universal City	27	39	30	1
Burglary – Building / Habitation / Vehicle	23	27	17	5
Simple Assault	19	13	13	6
Driving While Intoxicated	16	14	17	4
Traffic Offenses	14	21	18	3
Possession Controlled Substance / Marijuana / Drug Paraphernalia	10	8	7	10
Accident Involving Damage to Vehicle: > \$200	10	4	7	11
Warrantless Emergency Detention	9	16	12	7
Assault Causes Bodily Injury	8	6	6	13
.....				
<b>Total</b>	<b>258</b>	<b>304</b>	<b>264</b>	

# Reported Offenses by Neighborhood

Number per 100 Residences

Neighborhood *	November 2018	November 2017	12-Month Average
Buckingham Village	0	0.7	1.0
Carolina Apartments	0	10.0	0.8
Cibolo Bluff	0	0	0
Cimarron	0.3	3.0	1.9
Copano Ridge	1.0	1.0	1.4
Coronado Village	1.6	1.4	1.3
Dukeway_Mathom Landing	2.4	2.9	2.5
Emelia / Meadow Oaks	0.9	1.7	1.5
Falcon Ridge / Pebble Beach Apartments	4.0	5.6	3.3
Forrest Trail	0	1.9	1.0
Forum Creek	0	1.5	0.6
Gold Talon Apartments	0	1.8	2.1
<b>Universal City **</b>	<b>1.4</b>	<b>1.8</b>	<b>1.6</b>

\* Only neighborhoods with Neighborhood Watch (NW) programs are listed.

\*\* City-wide numbers only include offenses reported within neighborhoods.

Additional details are available from your NW Point of Contact (POC).

If you do not know your NW POC or wish to become one, contact [nwc@uccpaaa.org](mailto:nwc@uccpaaa.org)

# Reported Offenses by Neighborhood

Number per 100 Residences

Neighborhood *	November 2018	November 2017	12-Month Average
Golden Oaks	0	5.3	1.3
Golden Pond	0	0	0.6
Heritage Hills / Olympia Heights	0	0.8	0.9
Ironwood Apartments	4.3	2.9	2.4
Old Rose Garden North	0.5	1.4	1.5
Old Rose Garden South	1.9	2.8	2.5
Olympia Hills	0.8	1.1	0.8
Olympia Oaks	0	0	0.6
Oro de Coronado	0	1.5	0.6
Palisades Apartments	2.0	0.7	1.7
Park Olympia	0	2.3	0.3
Parkview / Northview North	1.7	1.7	2.4
<b>Universal City **</b>	<b>1.4</b>	<b>1.8</b>	<b>1.6</b>

\* Only neighborhoods with Neighborhood Watch (NW) programs are listed.

\*\* City-wide numbers only include offenses reported within neighborhoods.

Additional details are available from your NW Point of Contact (POC).

If you do not know your NW POC or wish to become one, contact [nwc@uccpaaa.org](mailto:nwc@uccpaaa.org)

# Reported Offenses by Neighborhood

Number per 100 Residences

Neighborhood *	November 2018	November 2017	12-Month Average
Parkview / Northview South	2.3	1.6	3.4
Peppermill Apartments	2.0	1.0	0.9
Randolph Plaza Apartments	2.0	3.3	2.5
Red Horse	1.3	3.4	1.3
Retama Ranch Apartments	0.3	1.7	0.8
Robinson Manor Apartments	6.7	0	5.3
Rose Garden Estates North	1.5	0.7	1.1
Rose Garden Estates South	0	2.4	1.0
Springwood	1.5	1.1	1.0
Sunrise Canyon	0.7	1.1	0.7
Sunrise Canyon Apartments	0.9	0.9	0.9
The Colony Apartments	2.0	2.5	1.7
<b>Universal City **</b>	<b>1.4</b>	<b>1.8</b>	<b>1.6</b>

\* Only neighborhoods with Neighborhood Watch (NW) programs are listed.

\*\* City-wide numbers only include offenses reported within neighborhoods.

Additional details are available from your NW Point of Contact (POC).

If you do not know your NW POC or wish to become one, contact [nwc@uccpaaa.org](mailto:nwc@uccpaaa.org)

# Citations and Warnings

	<b>November 2018</b>	<b>November 2017</b>	<i><b>Average</b></i>
Citations	548	953	697
Warnings	624	578	529
<b>Total</b>	<b>1,172</b>	<b>1,531</b>	<b>1,226</b>

# Accident Reports

	<b>November 2018</b>	<b>November 2017</b>	<i><b>Average</b></i>
Major	20	28	24
Minor	50	50	61
<b>Total</b>	<b>70</b>	<b>78</b>	<b>85</b>

# Arrests

	<b>November 2018</b>	<b>November 2017</b>	<i><b>Average</b></i>
Under 18 yrs. of age	16	10	9
Over 18 yrs. of age	147	239	160
<b>Total</b>	<b>163</b>	<b>249</b>	<b>169</b>



## Disposition of Dispatched Calls

Arrests can be made for outstanding warrants, if police witness the crime, or if enough probable cause exists for an officer to make a warrantless arrest.

Situations generating incident reports include, but are not limited to, all family violence, all deaths, sexual assaults, deployment of weapons, and when requested by complainant.


	<b>November 2018</b>	<b>November 2017</b>	<b><i>Average</i></b>
Arrest	35 %	32 %	32 %
Incident Report	65 %	68 %	68 %

# Written Reports

	<b>November 2018</b>	<b>November 2017</b>	<i><b>Average</b></i>
Original	278	320	290
Supplemental	244	373	388
<b>Total</b>	<b>522</b>	<b>693</b>	<b>679</b>

# CRIME PREVENTION TIP

## Hide It or Lock It



Park your car in a locked garage whenever possible.  
If left outside, lock all the doors and  
park it in a well-lit and visible location.

# Cases

	<b>November 2018</b>	<b>November 2017</b>	<i><b>Average</b></i>
Assigned	189	154	154
Cleared	23	81	33
Open	166	73	122