


# Crime Statistics Report

## May 2019



*Depending upon the final report, the original call for service type may result in a different reported offense. Consequently there may be minor discrepancies in these numbers. Contact the Police Department (Sgt. Carmona, 210-658-5353) with any questions concerning specific details.*



# Calls

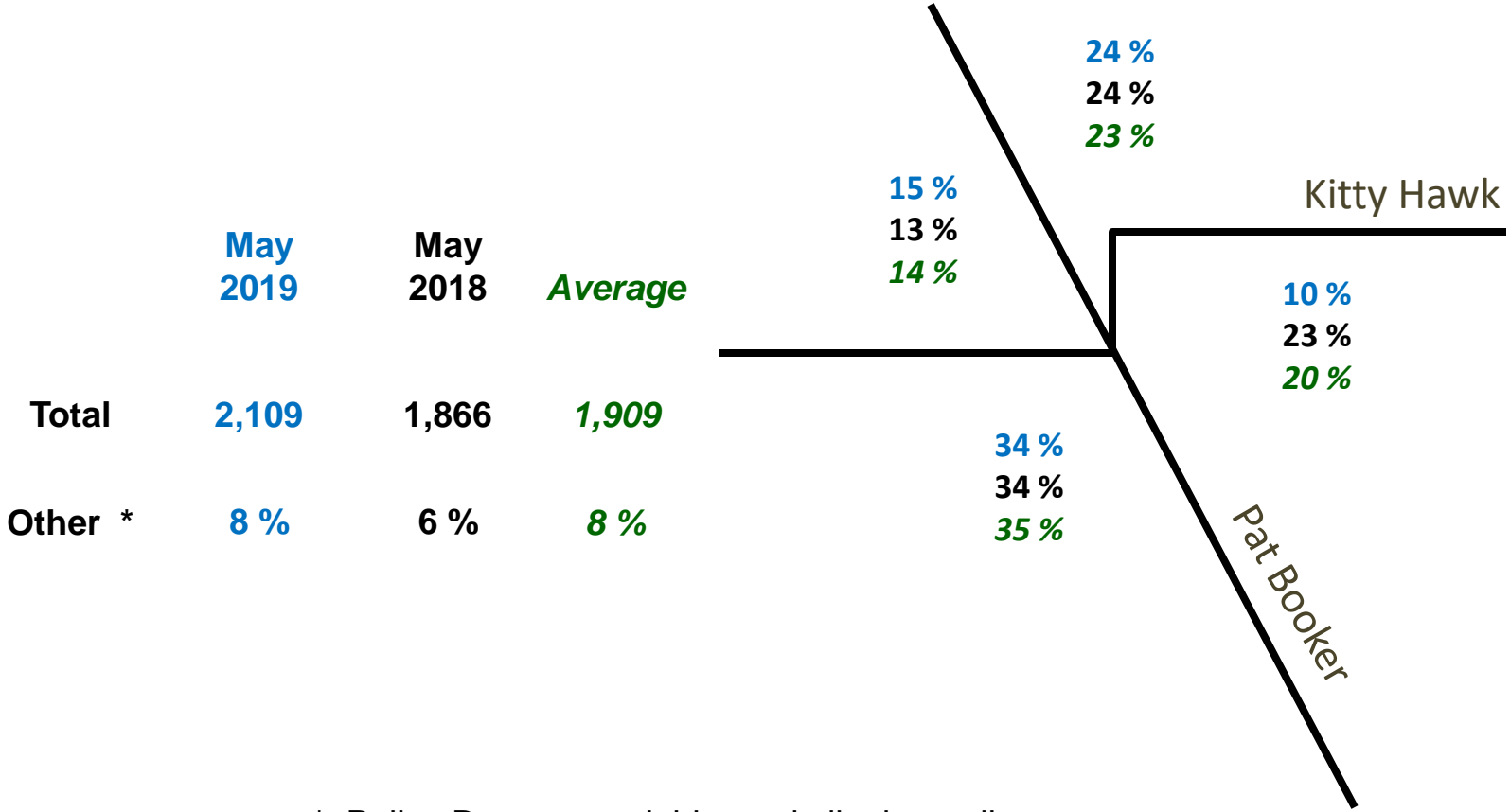
These include all calls into the police station.

	<b>May 2019</b>	<b>May 2018</b>	<i>Average *</i>
Primary	956	918	849
Back-Up	636	898	701
No Dispatch	8,377	5,140	6,273
<b>Total</b>	<b>9,969</b>	<b>6,956</b>	<b>7,826</b>

\* Unless otherwise noted, all averages in this report are running averages from the previous 12 months.

# Dispatches

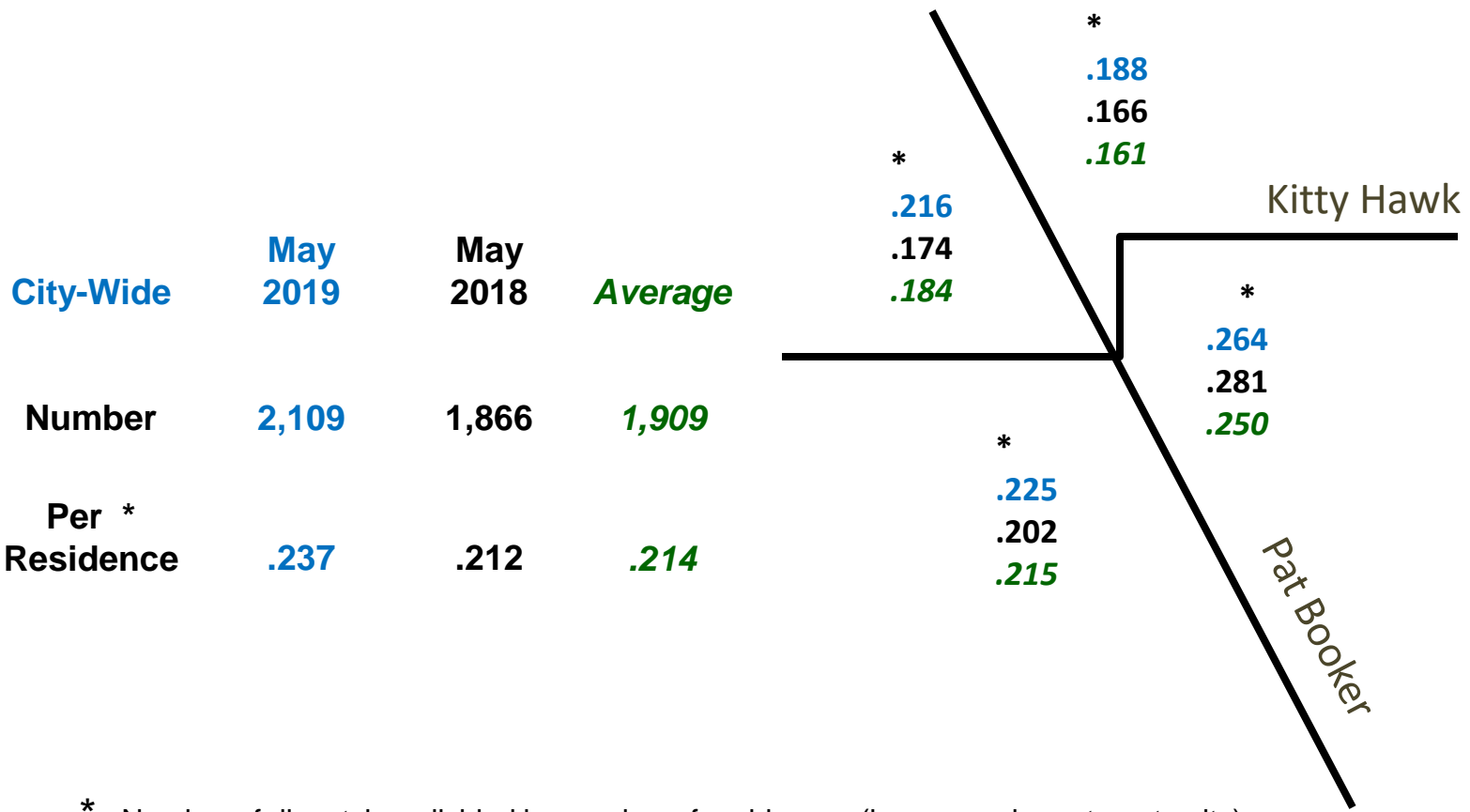
% by District



\* Police Department lobby and all other calls

# Dispatches

# per Residence



\* Number of dispatches divided by number of residences (homes and apartment units) .

## Most Frequent Call Types

These include only calls for which an officer is dispatched.

	May 2019	May 2018	Average	12 Mo. Rank
Traffic	72	50	62	1
Shoplifting / Theft	35	20	29	2
Disturbance - Verbal	23	19	18	3
Information / Suspicious Activity	19	8	11	5
Hit and Run	16	16	12	4
Criminal Mischief	15	7	8	7
Theft of Motor Vehicle	14	4	5	14
Assault – Simple	11	9	9	6
Accident - Major / Minor	19	11	8	7
Attempted Burglary - Building	9	2	3	22
...				
<b>Total</b>	<b>350</b>	<b>278</b>	<b>273</b>	

# Violent Crimes

	<b>May 2019</b>	<b>May 2018</b>	<i><b>Average</b></i>
Murder	0	0	0
Rape	0	1	1
Robbery	0	0	2
Aggravated Assault	5	2	3
<b>Total</b>	<b>5</b>	<b>3</b>	<b>6</b>

# Property Crimes

	<b>May 2019</b>	<b>May 2018</b>	<i><b>Average</b></i>
Burglary	15	12	10
Theft	41	35	37
Auto Theft	10	4	3
Arson	0	0	0
<b>Total</b>	<b>66</b>	<b>51</b>	<b>50</b>

## Other Cases

	<b>May 2019</b>	<b>May 2018</b>	<b><i>Average</i></b>
Accident	10	11	8
Disturbance	24	24	23
Criminal Mischief	14	7	7
Other Assault	19	14	15
Traffic Arrest	56	29	43
Other	156	139	121
<b>Total</b>	<b>279</b>	<b>224</b>	<b>218</b>



# CRIME PREVENTION TIP

## Garage Open House



Always lock your garage doors,  
inside and outside.

Otherwise, access to your garage  
means open house.

## Included Area Statistics

	<b>May 2019</b>	<b>May 2018</b>	<b><i>Average</i></b>
Family Violence	24	17	24
Gang Involved	1	0	0
Drug Involved	20	7	12
Firearm Involved	2	5	5
Intoxicated Persons	27	14	21
DWI Involved	20	13	16
Warrants Arrests	73	41	49
Incidents with Arrest	119	65	84

# Most Frequently Reported Offenses

These results often vary from the original call types.

	May 2019	May 2018	<i>Average</i>	12 Mo. Rank
Theft of Property	42	26	30	1
Warrant – Universal City	39	29	28	2
Burglary – Building / Habitation / Vehicle	20	24	18	3
Criminal Mischief	19	8	10	7
Traffic Offenses / Hazard	16	17	17	4
Driving While Intoxicated	15	13	15	5
Simple Assault	14	14	14	6
Possession of Controlled Substance / Marijuana / Drug Paraphernalia	13	6	10	8
Fraudulent Use / Possession of Identifying Info	10	2	4	17
Accident Involving Damage to Vehicle > \$200	9	12	7	10
Assault Causes Bodily Injury / Family Violence / Impeding Breathing	9	7	7	11
...				
<b>Total</b>	<b>350</b>	<b>278</b>	<b>273</b>	

# Reported Offenses by Neighborhood

Number per 100 Residences

Neighborhood *	May 2019	May 2018	12-Month Average
Buckingham Village	4.0	1.3	1.2
Carolina Apartments	0	0	0
Cibolo Bluff	0	0	0.5
Cimarron	2.0	2.0	1.8
Copano Ridge	1.9	1.0	2.3
Coronado Village	2.2	1.0	1.3
Dukeway_Mathom Landing	3.4	2.9	2.9
Emelia / Meadow Oaks	3.4	1.1	1.8
Falcon Ridge / Pebble Beach Apartments	0	2.3	3.8
Forrest Trail	1.9	3.8	0.7
Forum Creek	3.0	1.5	0.4
Gold Talon Apartments	1.8	5.3	2.0
<b>Universal City **</b>	<b>1.8</b>	<b>1.7</b>	<b>1.5</b>

\* Only neighborhoods with Neighborhood Watch (NW) programs are listed.

\*\* City-wide numbers only include offenses reported within neighborhoods.

Additional details are available from your NW Point of Contact (POC).

If you do not know your NW POC or wish to become one, contact [nwc@uccpaaa.org](mailto:nwc@uccpaaa.org)

# Reported Offenses by Neighborhood

Number per 100 Residences

Neighborhood *	May 2019	May 2018	12-Month Average
Golden Oaks	0	0	0.4
Golden Pond	0	0	0.6
Heritage Hills / Olympia Heights	0.8	0	0.6
Ironwood Apartments	0.7	5.0	1.7
Old Rose Garden North	3.7	2.4	1.8
Old Rose Garden South	2.4	1.3	2.6
Olympia Hills	1.3	1.1	0.8
Olympia Oaks	1.1	1.1	0.6
Oro de Coronado	0	1.0	0.3
Palisades Apartments	1.6	1.6	2.5
Park Olympia	0	0	0.3
<b>Universal City **</b>	<b>1.8</b>	<b>1.7</b>	<b>1.5</b>

\* Only neighborhoods with Neighborhood Watch (NW) programs are listed.

\*\* City-wide numbers only include offenses reported within neighborhoods.

Additional details are available from your NW Point of Contact (POC).

If you do not know your NW POC or wish to become one, contact [nwc@uccpaaa.org](mailto:nwc@uccpaaa.org)

# Reported Offenses by Neighborhood

Number per 100 Residences

Neighborhood *	May 2019	May 2018	12-Month Average
Parkview / Northview North	1.7	2.1	1.9
Parkview / Northview South	3.5	4.3	3.8
Peppermill Apartments	0.3	0.7	1.1
Red Horse	1.7	1.1	1.1
Retama Ranch Apartments	0.7	1.3	0.8
Robinson Manor Apartments	3.3	6.7	5.8
Rose Garden Estates North	2.2	2.2	1.2
Rose Garden Estates South	0	2.4	1.0
Springwood	0.4	0.4	1.1
Sunrise Canyon	1.1	2.6	0.7
Sunrise Canyon Apartments	0	1.3	0.6
The Colony Apartments	1.5	1.8	1.6
<b>Universal City **</b>	<b>1.8</b>	<b>1.7</b>	<b>1.5</b>

\* Only neighborhoods with Neighborhood Watch (NW) programs are listed.

\*\* City-wide numbers only include offenses reported within neighborhoods.

Additional details are available from your NW Point of Contact (POC).

If you do not know your NW POC or wish to become one, contact [nwc@uccpaaa.org](mailto:nwc@uccpaaa.org)

## Citations and Warnings

	<b>May 2019</b>	<b>May 2018</b>	<i><b>Average</b></i>
Citations	766	585	656
Warnings	554	436	546
<b>Total</b>	<b>1,320</b>	<b>1,021</b>	<b>1,202</b>

# Accident Reports

	<b>May 2019</b>	<b>May 2018</b>	<i><b>Average</b></i>
Major	23	30	25
Minor	63	81	58
<b>Total</b>	<b>86</b>	<b>111</b>	<b>83</b>



# Arrests

	<b>May 2019</b>	<b>May 2018</b>	<b><i>Average</i></b>
Under 18 yrs. of age	8	4	9
Over 18 yrs. of age	153	163	141
<b>Total</b>	<b>161</b>	<b>167</b>	<b>150</b>

## Disposition of Dispatched Calls

Arrests can be made for outstanding warrants, if police witness the crime, or if enough probable cause exists for an officer to make a warrantless arrest.

Situations generating incident reports include, but are not limited to, all family violence, all deaths, sexual assaults, deployment of weapons, and when requested by complainant.

	<b>May 2019</b>	<b>May 2018</b>	<b><i>Average</i></b>
Arrest	34 %	23 %	30 %
Incident Report	66 %	77 %	70 %

# Written Reports

	<b>May 2019</b>	<b>May 2018</b>	<i>Average</i>
Original	348	322	285
Supplemental	443	497	455
<b>Total</b>	<b>791</b>	<b>819</b>	<b>741</b>

# Cases

	<b>May 2019</b>	<b>May 2018</b>	<b><i>Average</i></b>
Assigned	213	131	181
Cleared	23	18	20
<b>Open</b>	<b>190</b>	<b>113</b>	<b>161</b>