

# Crime Statistics Report

**June 2019**



*Depending upon the final report, the original call for service type may result in a different reported offense. Consequently there may be minor discrepancies in these numbers. Contact the Police Department (Sgt. Carmona, 210-658-5353) with any questions concerning specific details.*



# Calls

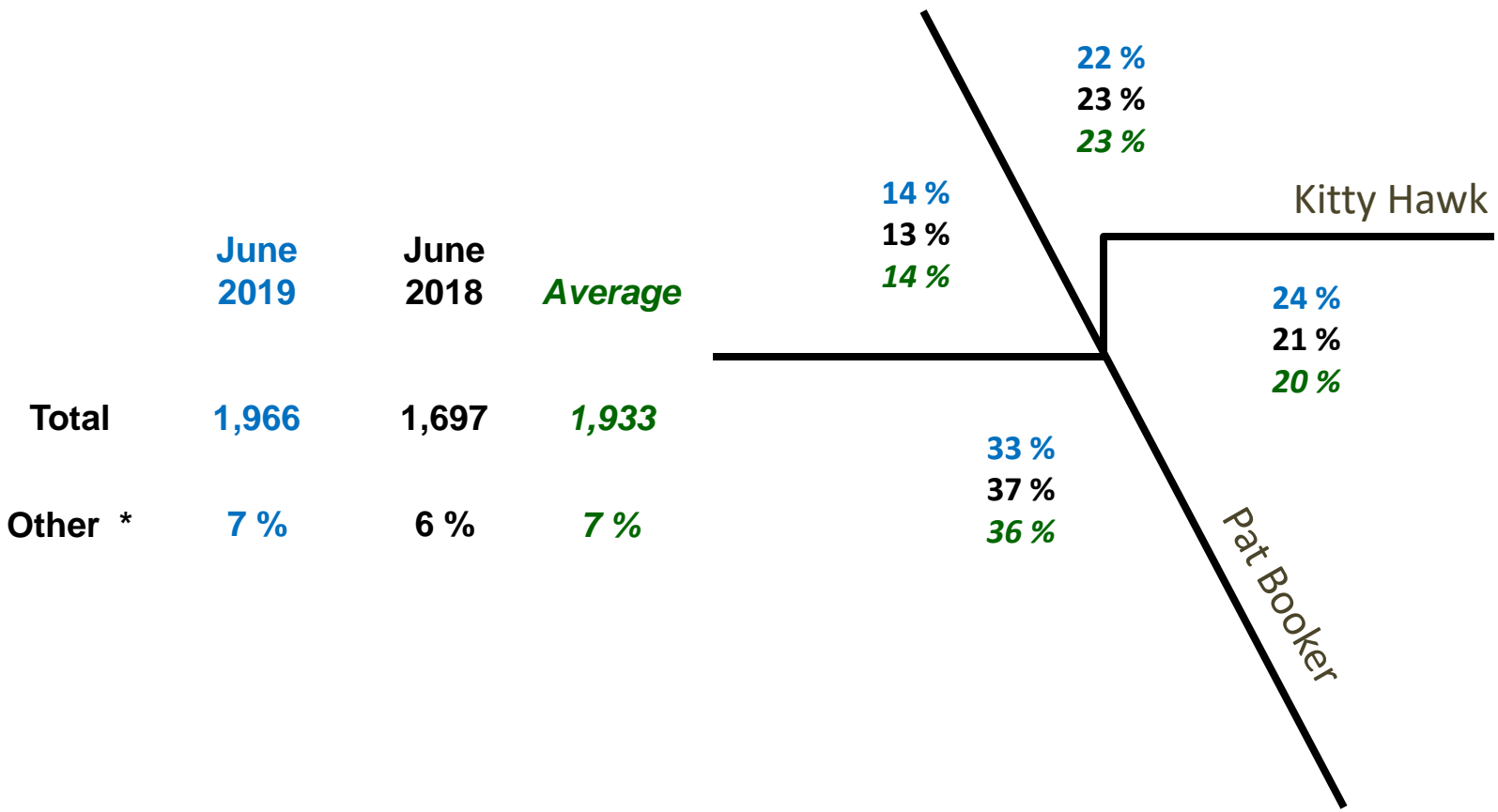
These include all calls into the police station.

	June 2019	June 2018	<i>Average *</i>
Primary	956	792	863
Back-Up	636	936	676
No Dispatch	5,983	4,561	6,391
<b>Total</b>	<b>7,575</b>	<b>6,289</b>	<b>7,933</b>

\* Unless otherwise noted, all averages in this report are running averages from the previous 12 months.

# Dispatches


% by District



\* Police Department lobby and all other calls

# Dispatches

# per Residence



\* Number of dispatches divided by number of residences (homes and apartment units) .

## Most Frequent Call Types

These include only calls for which an officer is dispatched.

	June 2019	June 2018	<i>Average</i>	12 Mo. Rank
Traffic	70	39	64	1
Shoplifting / Theft	46	34	30	2
Disturbance - Verbal	25	24	18	3
Hit and Run	21	7	13	4
Criminal Mischief	13	6	9	6
Warrant – Wanted Person	13	12	6	11
Information / Suspicious Activity	11	4	11	5
Suspicious Person	10	7	7	10
Attempted / Burglary - Vehicle	9	9	8	8
Assault - Simple	8	10	9	6
Terroristic Threat	8	4	4	20
...				
<b>Total</b>	<b>315</b>	<b>256</b>	<b>278</b>	

# Violent Crimes

	<b>June 2019</b>	<b>June 2018</b>	<i><b>Average</b></i>
Murder	0	0	0
Rape	0	1	1
Robbery	3	1	2
Aggravated Assault	0	1	3
<b>Total</b>	<b>3</b>	<b>3</b>	<b>6</b>

# Property Crimes

	<b>June 2019</b>	<b>June 2018</b>	<i><b>Average</b></i>
Burglary	7	10	9
Theft	43	39	38
Auto Theft	1	2	3
Arson	0	0	0
<b>Total</b>	<b>51</b>	<b>51</b>	<b>50</b>

## Other Cases

	<b>June 2019</b>	<b>June 2018</b>	<b><i>Average</i></b>
Accident	4	8	8
Disturbance	27	31	23
Criminal Mischief	12	6	8
Other Assault	15	13	15
Traffic Arrest	52	22	46
Other	151	122	124
<b>Total</b>	<b>261</b>	<b>202</b>	<b>223</b>

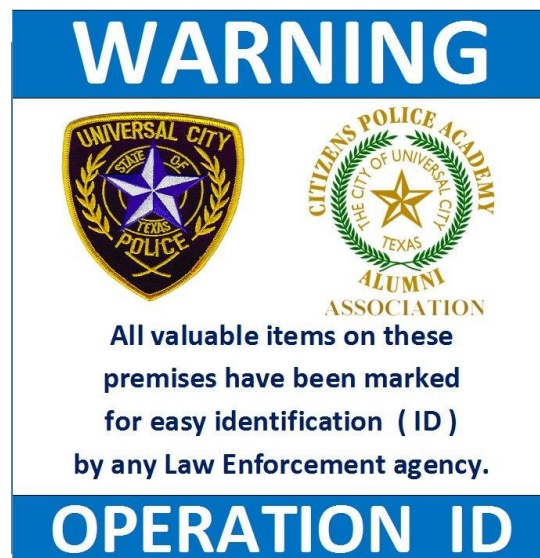


## Included Area Statistics

	<b>June 2019</b>	<b>June 2018</b>	<b><i>Average</i></b>
Family Violence	27	26	24
Gang Involved	0	0	0
Drug Involved	26	9	13
Firearm Involved	6	6	5
Intoxicated Persons	10	17	20
DWI Involved	6	11	15
Warrants Arrests	78	45	52
Incidents with Arrest	106	71	87

# CRIME PREVENTION TIP

## Operation ID



Keep a written record of serial numbers or other unique identification for all your valuables. Store the list in a safe place.

# Most Frequently Reported Offenses

These results often vary from the original call types.

	June 2019	June 2018	<i>Average</i>	12 Mo. Rank
Warrant: Universal City	44	28	29	2
Theft of Property	35	30	30	1
Traffic Offenses	16	13	18	3
Simple Assault / Family Violence / Threats	16	15	14	5
Possession of Controlled Substance / Marijuana / Drug Paraphernalia	15	6	10	7
Burglary: Building / Habitation / Vehicle	14	20	17	4
Criminal Mischief	12	10	10	8
Duty on Striking: Fixture / Unattended Vehicle	12	7	6	14
Accident Involving Damage to Vehicle: > \$200	11	2	8	10
Criminal Trespass	10	11	6	13
...				
<b>Total</b>	<b>315</b>	<b>256</b>	<b>278</b>	

# Reported Offenses by Neighborhood

Number per 100 Residences

Neighborhood *	June 2019	June 2018	12-Month Average
Buckingham Village	0	0.7	1.2
Carolina Apartments	0	0	0
Cibolo Bluff	3.1	0	0.8
Cimarron	1.7	2.0	1.8
Copano Ridge	0.6	4.1	2.0
Coronado Village	0.6	1.9	1.2
Dukeway_Mathom Landing	3.4	3.4	2.9
Emelia / Meadow Oaks	1.7	2.1	1.8
Falcon Ridge / Pebble Beach Apartments	7.3	1.7	4.2
Forrest Trail	0	1.0	0.4
Forum Creek	0	0	0.4
Gold Talon Apartments	1.8	3.5	1.8
<b>Universal City **</b>	<b>1.7</b>	<b>1.8</b>	<b>1.5</b>

\* Only neighborhoods with Neighborhood Watch (NW) programs are listed.

\*\* City-wide numbers only include offenses reported within neighborhoods.

Additional details are available from your NW Point of Contact (POC).

If you do not know your NW POC or wish to become one, contact [nwc@uccpaaa.org](mailto:nwc@uccpaaa.org)

# Reported Offenses by Neighborhood

Number per 100 Residences

Neighborhood *	June 2019	June 2018	12-Month Average
Golden Oaks	0	5.3	0
Golden Pond	7.4	3.7	0.9
Heritage Hills / Olympia Heights	0	0	0.6
Ironwood Apartments	2.9	2.9	1.7
Old Rose Garden North	2.8	1.0	1.9
Old Rose Garden South	2.2	3.1	2.5
Olympia Hills	0.9	0.7	0.9
Olympia Oaks	0	0	0.6
Oro de Coronado	0	0.5	0.3
Palisades Apartments	2.3	2.0	2.5
Park Olympia	1.1	0	0.4
Parkview / Northview North	1.2	2.9	1.7
<b>Universal City **</b>	<b>1.7</b>	<b>1.8</b>	<b>1.5</b>

\* Only neighborhoods with Neighborhood Watch (NW) programs are listed.

\*\* City-wide numbers only include offenses reported within neighborhoods.

Additional details are available from your NW Point of Contact (POC).

If you do not know your NW POC or wish to become one, contact [nwc@uccpaaa.org](mailto:nwc@uccpaaa.org)

# Reported Offenses by Neighborhood

Number per 100 Residences

Neighborhood *	June 2019	June 2018	12-Month Average
Parkview / Northview South	5.1	5.4	3.3
Peppermill Apartments	0.3	1.3	1.0
Red Horse	0.6	0.6	1.1
Remington Place	1.3	1.3	1.3
Retama Ranch Apartments	1.3	0	0.9
Robinson Manor Apartments	3.3	0	6.1
Rose Garden Estates North	2.2	0.7	1.3
Rose Garden Estates South	0	0	1.0
Springwood	0.8	0.8	1.1
Sunrise Canyon	1.1	0.4	0.8
Sunrise Canyon Apartments	0	1.3	0.5
The Colony Apartments	2.3	2.5	1.6
<b>Universal City **</b>	<b>1.7</b>	<b>1.8</b>	<b>1.5</b>

\* Only neighborhoods with Neighborhood Watch (NW) programs are listed.

\*\* City-wide numbers only include offenses reported within neighborhoods.

Additional details are available from your NW Point of Contact (POC).

If you do not know your NW POC or wish to become one, contact [nwc@uccpaaa.org](mailto:nwc@uccpaaa.org)

## Citations and Warnings

	<b>June 2019</b>	<b>June 2018</b>	<i><b>Average</b></i>
Citations	686	483	673
Warnings	547	337	563
<b>Total</b>	<b>1,233</b>	<b>820</b>	<b>1,236</b>

# Accident Reports

	<b>June 2019</b>	<b>June 2018</b>	<i><b>Average</b></i>
Major	17	12	25
Minor	77	48	61
<b>Total</b>	<b>94</b>	<b>60</b>	<b>86</b>



# Arrests

	<b>June 2019</b>	<b>June 2018</b>	<b><i>Average</i></b>
Under 18 yrs. of age	15	7	10
Over 18 yrs. of age	162	126	144
<b>Total</b>	<b>177</b>	<b>133</b>	<b>154</b>

## Disposition of Dispatched Calls

Arrests can be made for outstanding warrants, if police witness the crime, or if enough probable cause exists for an officer to make a warrantless arrest.

Situations generating incident reports include, but are not limited to, all family violence, all deaths, sexual assaults, deployment of weapons, and when requested by complainant.

	June 2019	June 2018	<i>Average</i>
Arrest	33 %	28 %	31 %
Incident Report	67 %	72 %	69 %

# Written Reports

	<b>June 2019</b>	<b>June 2018</b>	<i><b>Average</b></i>
Original	291	272	286
Supplemental	432	282	468
<b>Total</b>	<b>723</b>	<b>560</b>	<b>754</b>

# Cases

	<b>June 2019</b>	<b>June 2018</b>	<b><i>Average</i></b>
Assigned	214	150	186
Cleared	31	18	21
<b>Open</b>	<b>183</b>	<b>132</b>	<b>165</b>